


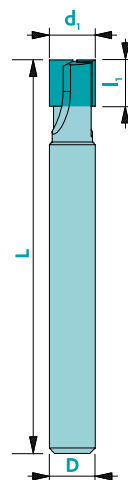
PCD end mill $l_1=1xd_1$

4010

Material	Vc	Uncoated
Steel < 700 N/mm ²	-	-
Steel > 700 N/mm ²	-	-
Stainless steel	-	-
Cast iron	-	-
Copper	350	■
Brass - Bronze	500	■
Aluminium	1000	■
Gold - Silver	300	■
Platinum - Palladium	130	■
Superalloys	-	-
Titanium	120	■

not adapted - adapted highly adapted

Tolerances $d_1 < 1\text{mm}$ ▶ +0/-0.01 l_1 : +0.2/-0
 $d_1 > 1\text{mm}$ ▶ +0/-0.02 D:h5



Art. n°	d_1	l_1	D	L	Z
4010d0.50L38Z1	0.5	0.5	6	38	1
4010d1.00L38Z1	1.0	1.0	6	38	1
4010d1.50L38Z1	1.5	1.5	6	38	1
4010d2.00L38Z1	2.0	2.0	6	38	1
4010d2.50L38Z1	2.5	2.5	6	38	1
4010d3.00L38Z1	3.0	3.0	6	38	1
4010d3.50L38Z1	3.5	3.5	6	38	1
4010d4.00L51Z1	4.0	4.0	6	51	1
4010d4.00L51Z2	4.0	4.0	6	51	2
4010d5.00L51Z2	5.0	5.0	6	51	2
4010d6.00L51Z2	6.0	6.0	6	51	2
4010d7.00L61Z2	7.0	7.0	8	61	2
4010d8.00L61Z2	8.0	8.0	8	61	2
4010d8.00L120Z2	8.0	8.0	8	120	2
4010d10.00L72Z2	10.0	10.0	10	72	2
4010d10.00L120Z2	10.0	10.0	10	120	2
4010d12.00L83Z2	12.0	12.0	12	83	2
4010d12.00L150Z2	12.0	12.0	12	150	2
4010d14.00L83Z2	14.0	14.0	14	83	2
4010d14.00L150Z2	14.0	14.0	14	150	2
4010d16.00L92Z2	16.0	16.0	16	92	2
4010d16.00L180Z2	16.0	16.0	16	180	2
4010d20.00L104Z2	20.0	20.0	20	104	2
4010d20.00L180Z2	20.0	20.0	20	180	2



Z1-2



λ
0°

γ
0°

PCD

HSC

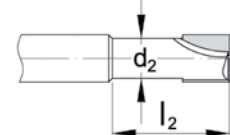


$ap=0.15xd_1$



$ae=0.03xd_1$
 $ap=1xd_1$

Upon request



45°
0.03-0.20

r
0.05-2.00

Other dimensions, CVD/CBN available upon request.