Step drill in solid carbide

Type A

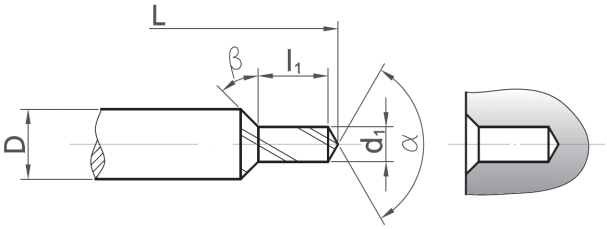

Type B

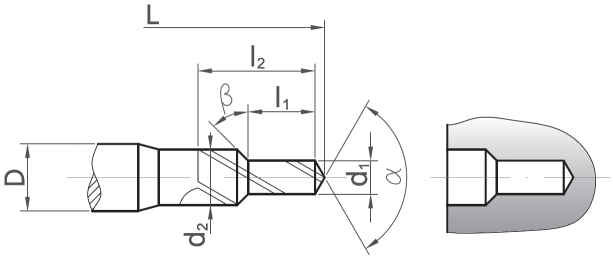

Type C

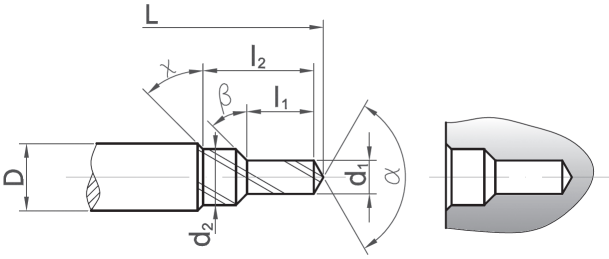

Type D

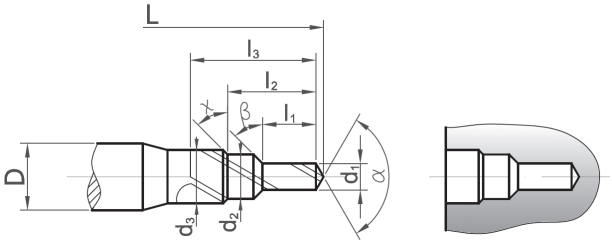

☐ **Order** ☐ **Quotation request**

☐ **Type A** ☐ **Type B** ☐ **Type C** ☐ **Type D**

Dimensions :

D : _____ L : _____ α : _____

d_1 : _____ l_1 : _____ β : _____

d_2 : _____ l_2 : _____ χ : _____

d_3 : _____ l_3 : _____ Z : ☐ 1 ☐ 2 ☐ 3

Helix angle :

☐ 24° for brass and steel

☐ 34° for stainless steel, synthetic and aluminium

Quantity :

_____

Coolant holes ?

☐ Yes

☐ No

Coating :

☐ Uncoated

☐ Coated * :

_____

Machined material :

_____

Order No :

_____

Company's stamp & date :

_____

Contact person :

_____

Standard dimensions of the bars : Ø 3x L 38, Ø 4x L 38, Ø 6x L 38, Ø 6x L 51, Ø 8x L 61, Ø 10x L 72, Ø 12x L 83, Ø 16x L 92, Ø 20x L 104

* Without information, the most suitable Coating will be applied.