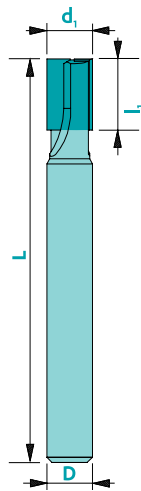



4015

PCD end mill $l_1=1.5xd_1$



Material

	Vc	Uncoated
Steel < 700 N/mm ²	-	-
Steel > 700 N/mm ²	-	-
Stainless steel	-	-
Cast iron	-	-
Copper	350	■
Brass - Bronze	500	■
Aluminium	1000	■
Gold - Silver	300	■
Platinum - Palladium	130	■
Superalloys	-	-
Titanium	120	■

not adapted - adapted highly adapted

Tolerances

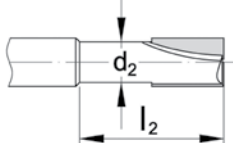
$d_1 < 1\text{mm}$ ▶ +0/-0.01 D: h5
 $d_1 > 1\text{mm}$ ▶ +0/-0.02

	Z1-2
λ 0°	γ 0°
PCD	HSC

$ap=0.1xd_1$

$ae=0.03xd_1$
 $ap=1.5xd_1$

Upon request



45° 0.03-0.20	 0.05-2.00
-------------------------	---------------

Art. n°	d_1	l_1	D	L	Z
4015d1.00L38Z1	1.0	1.5	6	38	1
4015d1.50L38Z1	1.5	2.5	6	38	1
4015d2.00L38Z1	2.0	3.0	6	38	1
4015d2.50L38Z1	2.5	3.5	6	38	1
4015d3.00L38Z1	3.0	4.5	6	38	1
4015d3.50L38Z1	3.5	5.0	6	38	1
4015d4.00L51Z1	4.0	6.0	6	51	1
4015d4.00L51Z2	4.0	6.0	6	51	2
4015d5.00L51Z2	5.0	7.5	6	51	2
4015d6.00L51Z2	6.0	9.0	6	51	2
4015d7.00L61Z2	7.0	10.5	8	61	2
4015d8.00L61Z2	8.0	12.0	8	61	2
4015d8.00L120Z2	8.0	12.0	8	120	2
4015d10.00L72Z2	10.0	15.0	10	72	2
4015d10.00L120Z2	10.0	15.0	10	120	2
4015d12.00L83Z2	12.0	18.0	12	83	2
4015d12.00L150Z2	12.0	18.0	12	150	2

Other dimensions, CVD/CBN available upon request.